

For personal use only

2016 ANNUAL
GENERAL MEETING
30TH NOVEMBER 2016



skyfii

OUR MISSION	3
PRODUCT	4
STRATEGY	6
GEOGRAPHIC & VERTICAL FOCUS	9
OPERATING HIGHLIGHTS	12
FINANCIAL HIGHLIGHTS	15
SUMMARY & OUTLOOK	20



Improving customer experiences
by understanding human
behaviour.

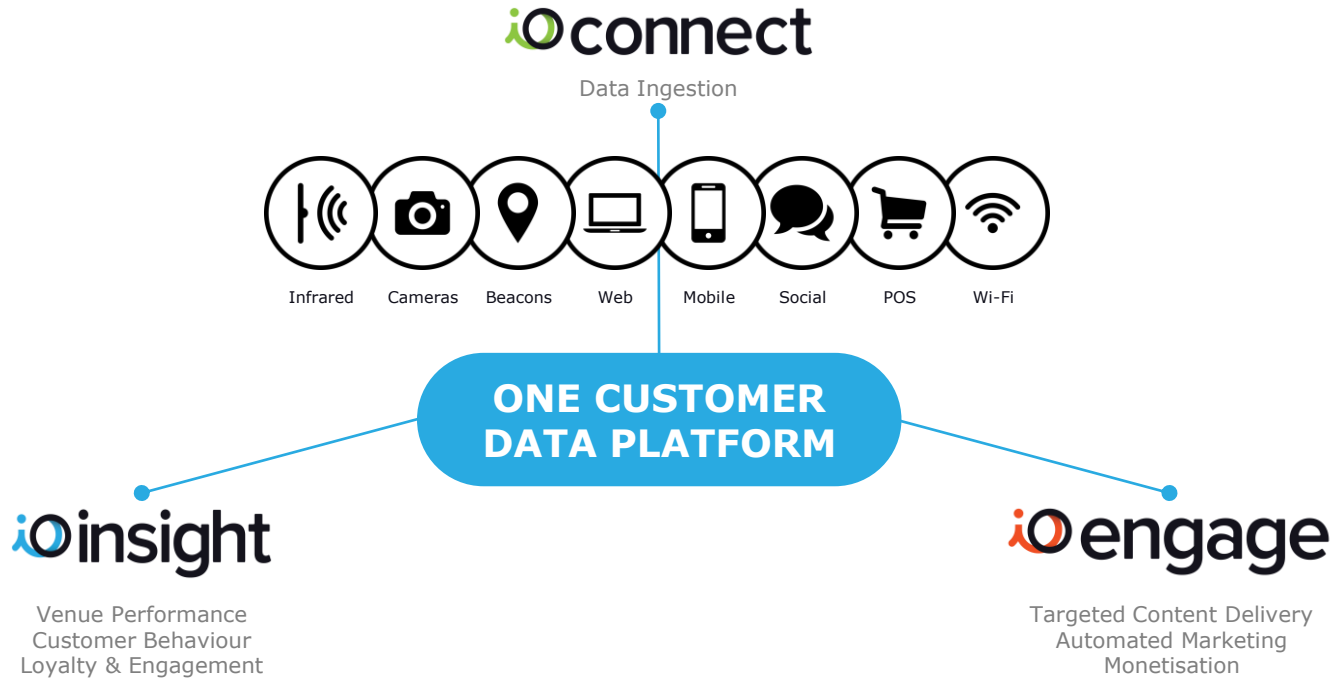
For personal use only



PRODUCT

A Single Cloud-Based Solution

For personal use only



For personal use only



STRATEGY

A Multi-Faceted Growth Strategy

For personal use only

People

Invest in best of breed talent

Technology

Continued investment in R&D and product development

Vertical focus

Invest energy & resource into qualified verticals

Channel Partners

Recruit, engage and enable the right channel partners

Key Geographies

Expand into key, primary markets in the US and UK

Pathway to Profitability

For personal use only

ESTABLISH A DOMESTIC PLATFORM.

Focus product, technology & sales in delivering growth in ANZ

FY14

BUILD A MARKET-LEADING TECHNOLOGY STACK.

Build a scalable platform to service the needs of contracted enterprise customer

FY15

ESTABLISH AN INTERNATIONAL PLATFORM.

Establish a presence in the US & UK markets to drive international expansion

FY16

EXPAND SALES & MARKETING CAPABILITY.

Invest in sales and marketing capability to aggressively grow revenues in ANZ, UK & US markets.

Global deployment of channel partner program

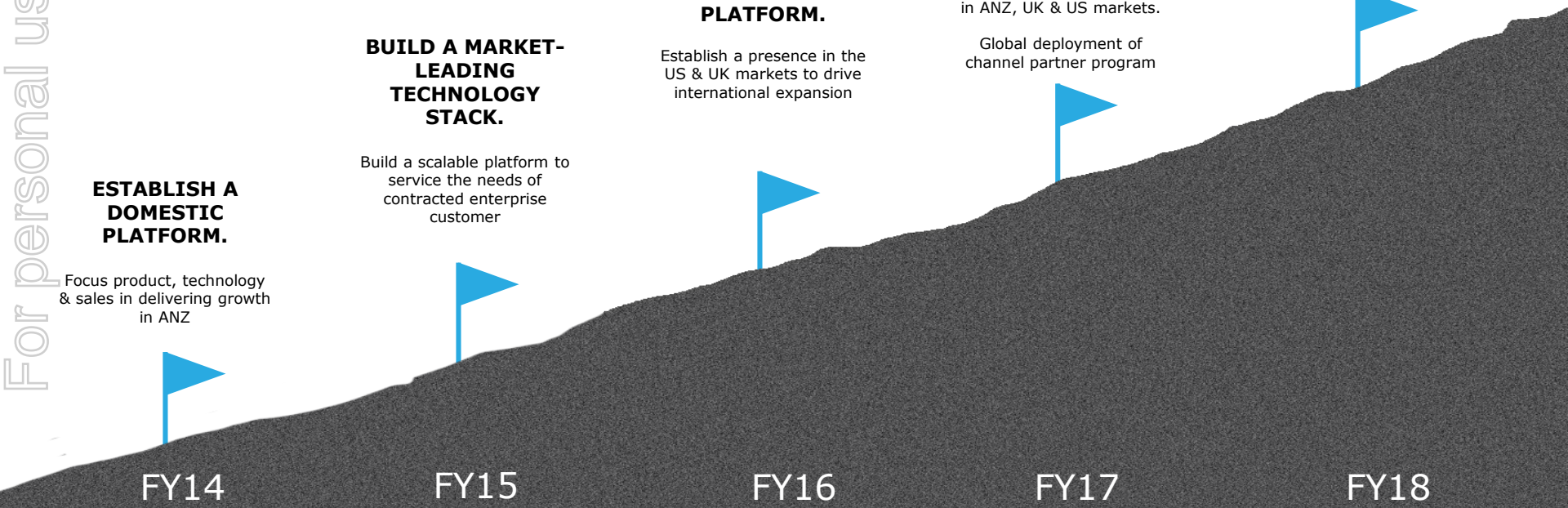
FY17

ACCELERATED REVENUE GROWTH.

Accelerate revenue growth through strong market position with global channel partners & clients direct

Deliver pathway to breakeven

FY18



For personal use only




GEOGRAPHIC &
VERTICAL FOCUS

Opportunities Across a Variety of Verticals

For personal use only

LARGE



MEDIUM



SMALL



FY16



FY17/18

Our Primary Target Markets: USA, UK & ANZ

For personal use only

UK

Quick Market Facts

- **1,648** Malls
- **298,000** Retail outlets
- **160** Universities
- **184** Casinos

South East Asia

1,100+
Retail Malls

USA

Quick Market Facts

- **114,893** Malls
- **6.2m** Retail outlets
- **7,200** Universities
- **1,500** Casinos
- **2,400** Stadiums

Core markets opportunity of \$15.2Bn in annual recurring revenues for Analytics alone

South Africa

1,785
Retail Malls

ANZ

Quick Market Facts

- **1,600** Malls
- **33,000** Retail outlets
- **18,000** Healthcare locations

Brazil

275
Retail Malls

1. * Refers to the number of malls either in contract or advance stage pipeline.

2. These figures reflect a 15%+ penetration rate within the retail mall sector in Australia, Brazil & Africa.

3. 15% market penetration of the US retail mall market would deliver \$250m in annual recurring revenues for Analytics.

For personal use only



OPERATING HIGHLIGHTS

Key Strategic Objectives FY16

1



**Continued
retail
footprint
growth**

2



**Expand into
new
verticals**

3



**Continued
product
development**

4



**Data
partnerships
& data
services**

5



**Scalable
distribution**

6



**Grow
recurring
revenues**

Delivery Against Objectives FY16

1

Continued retail footprint growth

Mirvac, Merivale, Blackstone, Barangaroo, Lederer Group, Saga Group

The GPT Group, Scentre Group, Iguatemi (Brazil), World Square, IPOH

2

Expand into new verticals

Hospitality:
Merivale

Municipality:
Waverley Council, City of Cincinnati

Imminent:
Education

3

Continued product development

Launch of **marketing tools** on subscription model

Launch of **data science capability** on project basis

4

Data partnerships & development of data services

Ingest of google analytics, live weather, CRM integrations

New revenue secured for paid data science consultancy

5

Scalable distribution

Certified global ecosystem partner of Aruba HPE

Signed 10 x channel partners across UK, US markets.

Cincinnati Bell & Optus (Telco)

6

Grow recurring revenues

362% growth in recurring revenues YOY

\$1.6m in current annualised recurring revenues

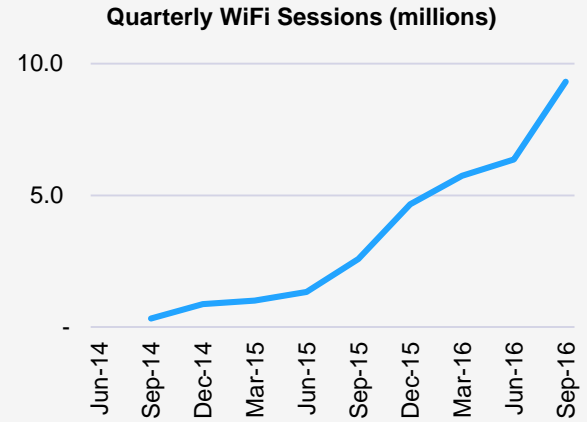
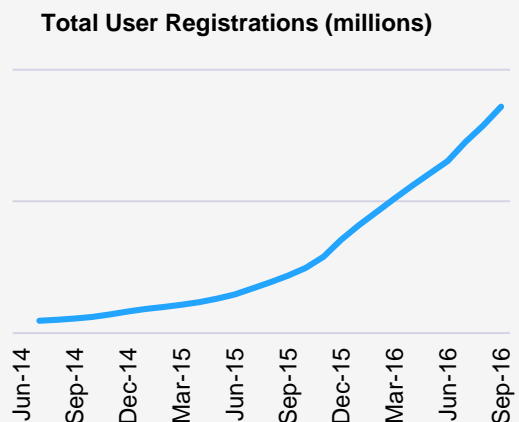
For personal use only



FINANCIAL HIGHLIGHTS

Strong Growth in Key Operating Metrics

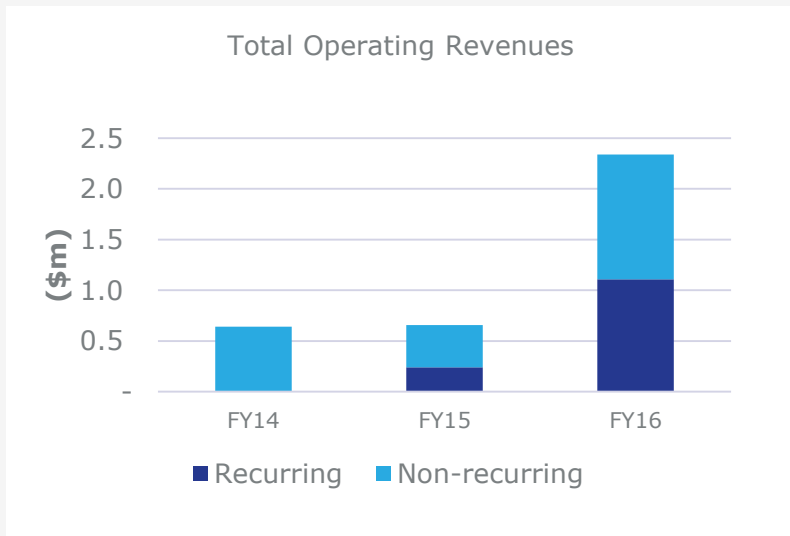
For personal use only



- Significant growth in total registered user base of +32% qoq from 3.9 million to 5.2 million
- Significant growth in WiFi sessions of +46% quarter on quarter
- Significant growth in customer venue visits of +33% quarter on quarter

Significant Growth in Operating Revenues

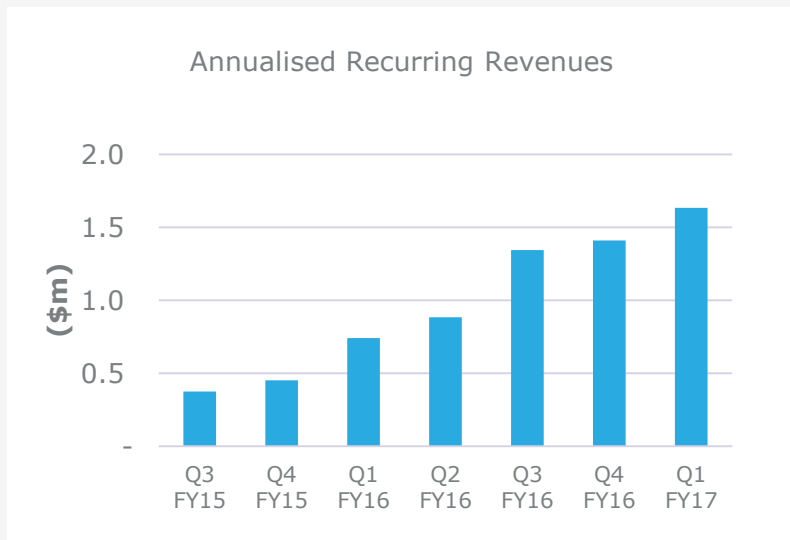
Total revenues continue to grow with increased contribution from recurring revenue channels



- Strong growth in **total operating revenues to \$2.3m** in FY16, up +256% on pcp
- Strong growth in **recurring revenues** to \$1.1m in FY16, **up +362%** on pcp
- Recurring revenues are generated from on-going subscription fees for access to Skyfii's data analytics platform
- Non-recurring revenues are generated from implementation and upfront setup fees and through the upsell of other services including marketing and content delivery tools and data science capabilities

Significant Growth in Recurring Revenues

Recurring revenues from subscriptions and managed services continues to accelerate



- 74 sites live and billing by end of June 2016 (end Q4) – 83 as at 30th September 2016
- New customer installations continue to grow qoq
- Strong growth in recurring revenues in FY16, up 362% on pcp
- Q1 FY17 recurring revenues up 16% qoq to \$409k

Qualified Sales Pipeline Snapshot

For personal use only



5 year qualified pipeline of \$58m+

Vertical	Market	Sites	Est. Ann. Rev.
Property Groups	AU	1215	\$1.5m
Transport	Asia	130	\$3.7m
Education	UK	1	\$2.5m
Govt.	Asia	1100	\$1.32m
			\$9m
Property Groups	US	1800	\$3.5m
Retailers	AU	800	\$1.0m
Entertainment	AU	77	\$395k
Retailers	UK	1800	\$1.0m
			\$5.9m
Property	AU/US	122	\$1.0m
Education	UK	1	\$75k
Retailers	UK	200	\$50k
Retailers	South Africa	398	\$350k
			\$1.5m
			\$16.4m



SUMMARY & OUTLOOK

Summary

- **Advanced stage pipeline of \$58m¹** with increasing contribution from the UK & US markets
- **Annualised recurring revenue potential of additional \$16m** from advanced stage pipeline
- **Recurring revenues up 362% in FY16** providing a strong revenue platform for FY17
- **Unlocked new and exciting verticals**
- **Enhanced revenue opportunity** with new marketing subscription product and data science
- **Strong penetration in** UK/US markets

Outlook

- **Investment in sales & marketing** to facilitate growth in customer acquisition
- **Expansion of Channel Partner network** to facilitate international growth strategy
- **Continued improvement and expansion of product suite** to generate incremental revenue growth
- **Securing customers in new adjacent verticals** to increase total addressable market
- **Continued strong revenue performance** with a clear pathway to profitability

1. Assuming full rollout and 5 year contract terms excluding additional revenues from advertising and data services.

Important Notice and Disclaimer

This presentation has been prepared by Skyfii Limited (ACN 009 264 699) (Skyfii or the Company). The information contained in this presentation is current at the date of this presentation. The information is a summary overview of the current activities of the Company and does not purport to be all inclusive or to contain all the information that a prospective investor may require in evaluating a possible investment. This presentation is for general information purposes and is not intended to be and does not constitute a prospectus, product disclosure statement, pathfinder document or other disclosure document for the purposes of the Corporations Act and has not been, and is not required to be, lodged with the Australian Securities & Investments Commission. It is to be read in conjunction with the Company's disclosures lodged with the Australian Securities Exchange.

The material contained in this presentation is not, and should not be considered as, financial product or investment advice. This presentation is not (and nothing in it should be construed as) an offer, invitation, solicitation or recommendation with respect to the subscription for, purchase or sale of any security in any jurisdiction, and neither this document nor anything in it shall form the basis of any contract or commitment. This presentation is not intended to be relied upon as advice to investors or potential investors and does not take into account the investment objectives, financial situation or needs of any particular investor which need to be considered, with or without professional advice, when deciding whether or not an investment is appropriate.

This presentation may contain information as to past performance of the Company. Such information is given for illustrative purposes only, and is not – and should not be relied upon as – an indication of future performance of the Company. The historical information in this presentation is, or is based upon, information contained in previous announcements made by the Company to the market.

This document contains certain "forward-looking statements". The words "anticipate", "believe", "expect", "project", "forecast", "estimate", "outlook", "upside", "likely", "intend", "should", "could", "may", "target", "plan" and other similar expressions are intended to identify forward-looking statements. Indications of, and guidance on, future earnings and financial position and performance are also forward-looking statements, as are statements regarding the Company's plans and strategies and the development of the market.

Such forward-looking statements are not guarantees of future performance and involve known and unknown risks, uncertainties and other factors, many of which are beyond the control of the Company, which may cause actual results to differ materially from those expressed or implied in such statements.

The Company cannot give any assurance or guarantee that the assumptions upon which management based its forward-looking statements will prove to be correct or exhaustive beyond the date of its making, or that the Company's business and operations will not be affected by other factors not currently foreseeable by management or beyond its control. Such forward-looking statements only speak as at the date of this announcement and the Company assumes no obligation to update such information. The release, publication or distribution of this presentation in jurisdictions outside Australia may be restricted by law. Any failure to comply with such restrictions may constitute a violation of applicable securities laws.

All references to dollars are to Australian currency unless otherwise stated.

To the maximum extent permitted by law, the Company makes no representation or warranty (express or implied) as to the accuracy, reliability or completeness of any information contained in this document. To the maximum extent permitted by law, the Company shall have no liability (including liability to any person by reason of negligence or negligent misrepresentation) for any statements, opinions or information (express or implied), arising out of, contained in or derived from, or for any omissions from this document, except liability under statute that cannot be excluded.

For personal use only

skyfi.io
Data . Decision . Delivery